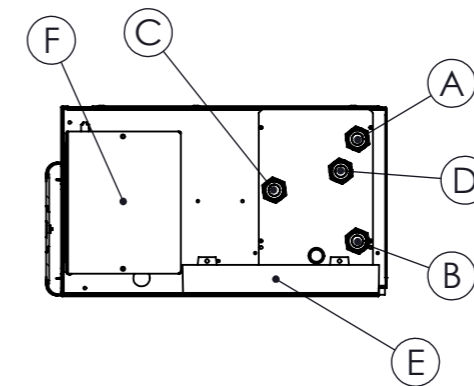
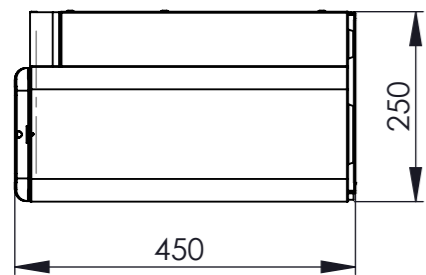
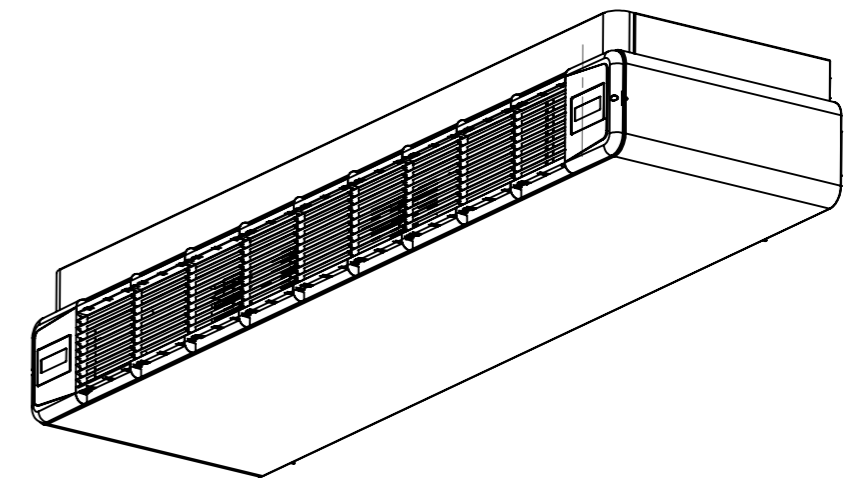
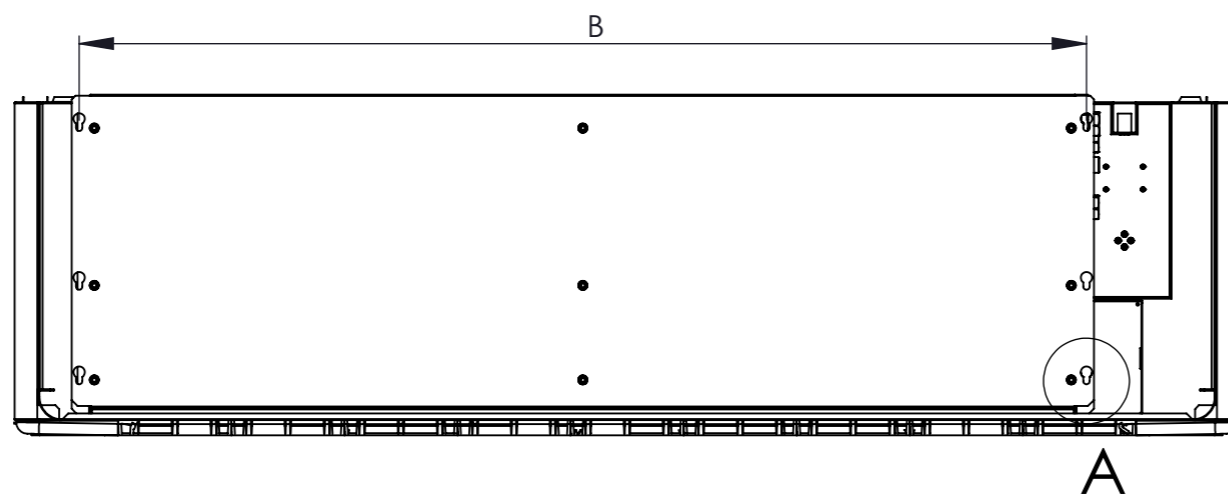


DETAIL A  
SCALE 1 : 4

A	Hot water in	3/4 "
B	Hot water out	3/4 "
C	Cooling water in	3/4 "
D	Cooling water out	3/4 "
E	Drain pan	
F	Electrical connection	



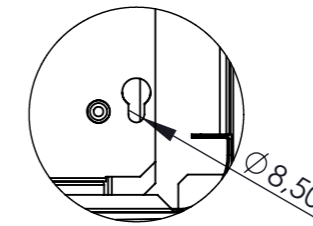
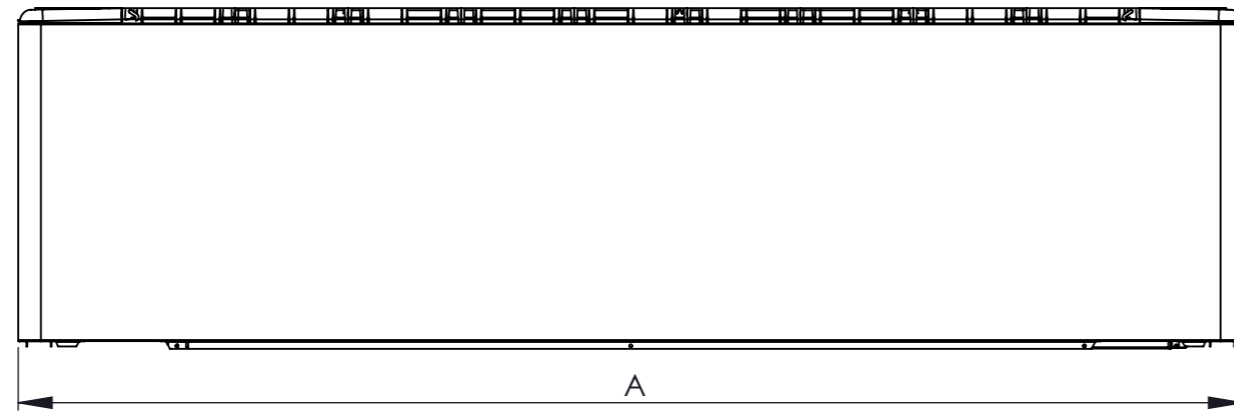
SECTION B-B



### Studio Vari HC, right hand

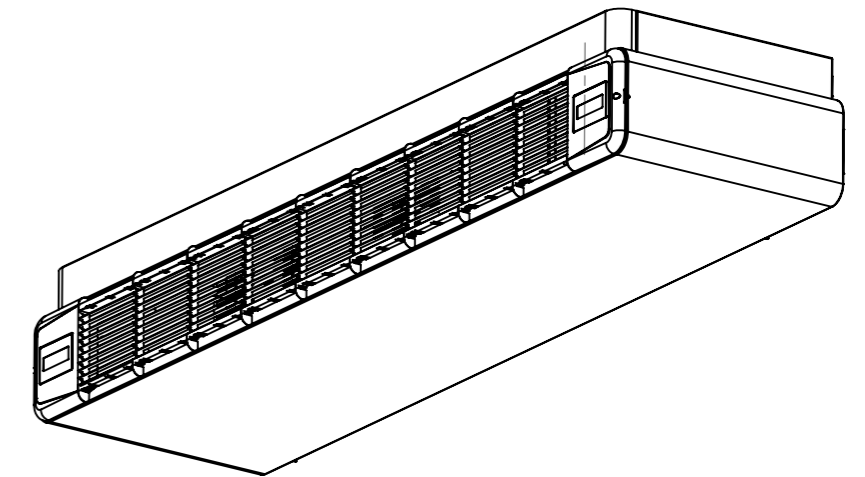
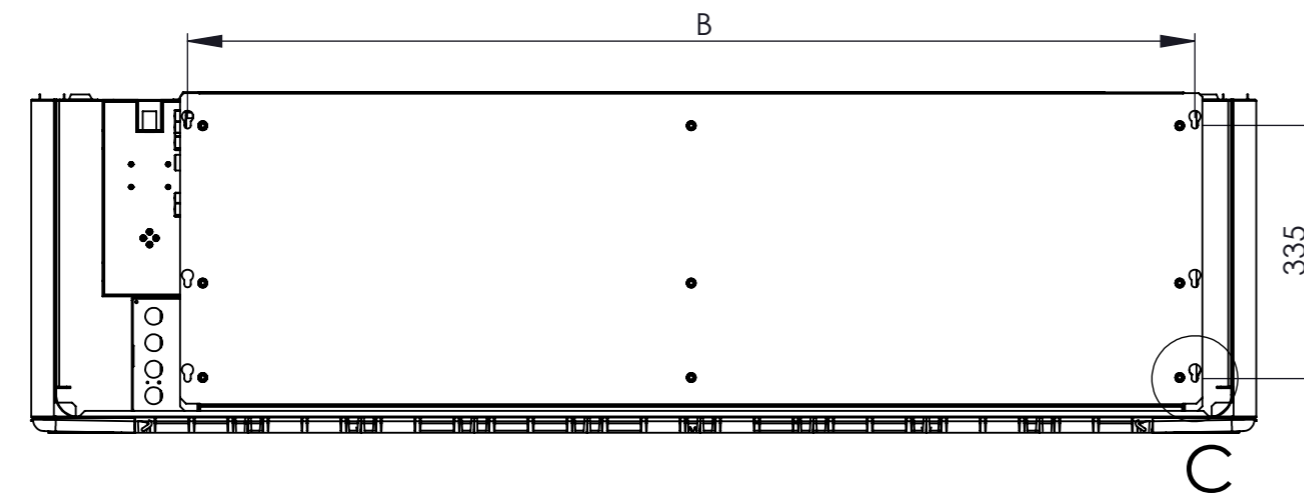
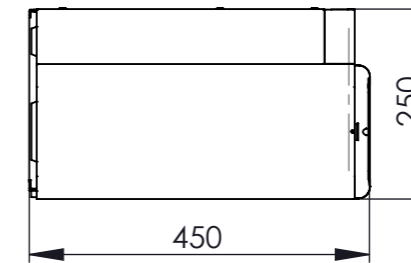
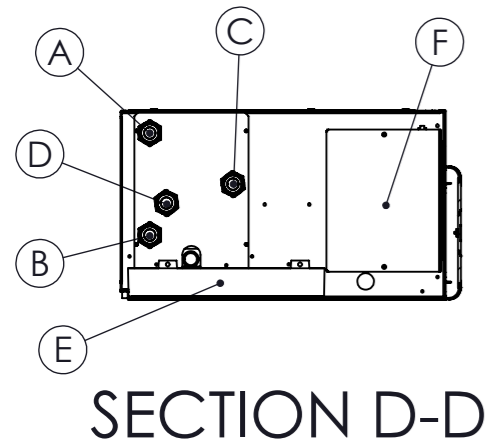
Model	Unit length "A"	Distance "B"	Weight (kg)	Number of fans
Studio Vari HC 9	1020	732	35	1 x dual
Studio Vari HC 10	1320	1032	43	1 x dual
Studio Vari HC 13	1620	1332	53	1 x dual
Studio Vari HC 16	1920	1632	65	2 x dual

	Kuvaus: Puhallinpatteri Studio Vari HC Description: Fan coil unit Studio Vari HC		Massa: Mass: - Kg
	Suhde / Scale <b>A3 1:10</b>		Yleistoleranssi General tol.
Pvm: Date: 14.03.2017		Piirustus: Drawing: Studio_Vari_HC A.2	Nimiketunnus: Item code: <b>N01005797</b>
Resurssiryhmä 1: Resource group 1: Puhallinpatterit		Värisävy: Color: Suunnittelija: Designed By: KSC	
		Sivu no: Sheet No: <b>1 (2)</b>	



DETAIL C  
SCALE 1 : 4

A	Hot water in	3/4 "
B	Hot water out	3/4 "
C	Cooling water in	3/4 "
D	Cooling water out	3/4 "
E	Drain pan	
F	Electrical connection	



**Studio Vari HC, left hand**

Model	Unit length "A"	Distance "B"	Weight (kg)	Number of fans
Studio Vari HC 9	1020	732	35	1 x dual
Studio Vari HC 10	1320	1032	43	1 x dual
Studio Vari HC 13	1620	1332	53	1 x dual
Studio Vari HC 16	1920	1632	65	2 x dual

	Kuvaus: Puhallinpatteri Studio Vari HC Description: Fan coil unit Studio Vari HC		Massa: Mass: - Kg
	Suhde / Scale <b>A3 1:10</b>	Yleistoleranssi General tol.	Nimiketunnus: Item code: <b>N01005797</b>
Pvm: Date: 14.03.2017	Piirustus: Drawing: Studio_Vari_HC A.2	Resurssiryhmä 1: Resource group 1: Puhallinpatterit	Sivu no: Sheet No: <b>2 (2)</b>